
Textile machinery — Safety requirements —

Part 5: Preparatory machinery to
weaving and knitting

The European Standard EN ISO 11111-5:2005 has the status of a
British Standard

ICS 59.120.30; 59.120.40

National foreword

This British Standard is the official English language version of EN ISO 11111-5:2005. It is identical with ISO 11111-5:2005.
BS EN ISO 11111-5, together with BS EN ISO 11111-1, BS EN ISO 11111-2, BS EN ISO 11111-3, BS EN ISO 11111-4, BS EN ISO 11111-6, and BS EN ISO 11111-7 supersedes BS EN ISO 11111:1996 which is withdrawn.
The UK participation in its preparation was entrusted to Technical Committee TCI/33, Textile machinery, which has the responsibility to:

- aid enquirers to understand the text;
- present to the responsible international/European committee any enquiries on the interpretation, or proposals for change, and keep the UK interests informed;
- monitor related international and European developments and promulgate them in the UK.

A list of organizations represented on this committee can be obtained on request to its secretary.

Cross-references

The British Standards which implement international or European publications referred to in this document may be found in the BSI Catalogue under the section entitled “International Standards Correspondence Index”, or by using the “Search” facility of the BSI Electronic Catalogue or of British Standards Online.

This publication does not purport to include all the necessary provisions of a contract. Users are responsible for its correct application.

Compliance with a British Standard does not of itself confer immunity from legal obligations.

This British Standard was published under the authority of the Standards Policy and Strategy Committee on 21 March 2005

Summary of pages

This document comprises a front cover, an inside front cover, the EN ISO title page, the EN ISO foreword page, the ISO title page, pages ii to v, a blank page, pages 1 to 12, the Annex ZA page, the Annex ZB page, an inside back cover and a back cover.

The BSI copyright notice displayed in this document indicates when the document was last issued.

Amendments issued since publication

Amd. No.	Date	Comments

English version

**Textile machinery - Safety requirements - Part 5: Preparatory
machinery to weaving and knitting (ISO 11111-5:2005)**

Matériel pour l'industrie textile - Exigences de sécurité -
Partie 5: Machines de préparation au tissage et au
tricotage (ISO 11111-5:2005)

Textilmaschinen - Sicherheitsanforderungen - Teil 5:
Vorbereitungs- maschinen für die Weberei und Wirkerei
(ISO 11111-5:2005)

This European Standard was approved by CEN on 21 January 2005.

CEN members are bound to comply with the CEN/CENELEC Internal Regulations which stipulate the conditions for giving this European Standard the status of a national standard without any alteration. Up-to-date lists and bibliographical references concerning such national standards may be obtained on application to the Central Secretariat or to any CEN member.

This European Standard exists in three official versions (English, French, German). A version in any other language made by translation under the responsibility of a CEN member into its own language and notified to the Central Secretariat has the same status as the official versions.

CEN members are the national standards bodies of Austria, Belgium, Cyprus, Czech Republic, Denmark, Estonia, Finland, France, Germany, Greece, Hungary, Iceland, Ireland, Italy, Latvia, Lithuania, Luxembourg, Malta, Netherlands, Norway, Poland, Portugal, Slovakia, Slovenia, Spain, Sweden, Switzerland and United Kingdom.



EUROPEAN COMMITTEE FOR STANDARDIZATION
COMITÉ EUROPÉEN DE NORMALISATION
EUROPÄISCHES KOMITEE FÜR NORMUNG

Management Centre: rue de Stassart, 36 B-1050 Brussels

Foreword

This document (EN ISO 11111-5:2005) has been prepared by Technical Committee ISO/TC 72 "Textile machinery and machinery for dry-cleaning and industrial laundering" in collaboration with Technical Committee CEN/TC 214 "Textile machinery and machinery for dry-cleaning and industrial laundry", the secretariat of which is held by SNV.

This European Standard shall be given the status of a national standard, either by publication of an identical text or by endorsement, at the latest by August 2005, and conflicting national standards shall be withdrawn at the latest by August 2005.

This document supersedes EN ISO 11111:1995.

This document has been prepared under a mandate given to CEN by the European Commission and the European Free Trade Association, and supports essential requirements of EU Directive(s).

For relationship with EU Directive(s), see informative Annex ZB, which is an integral part of this document.

According to the CEN/CENELEC Internal Regulations, the national standards organizations of the following countries are bound to implement this European Standard: Austria, Belgium, Cyprus, Czech Republic, Denmark, Estonia, Finland, France, Germany, Greece, Hungary, Iceland, Ireland, Italy, Latvia, Lithuania, Luxembourg, Malta, Netherlands, Norway, Poland, Portugal, Slovakia, Slovenia, Spain, Sweden, Switzerland and United Kingdom.

Endorsement notice

The text of ISO 11111-5:2005 has been approved by CEN as EN ISO 11111-5:2005 without any modifications.

NOTE Normative references to International Standards are listed in annex ZA (normative).

INTERNATIONAL STANDARD

ISO
11111-5

First edition
2005-02-15

Textile machinery — Safety requirements —

Part 5:

Preparatory machinery to weaving and knitting

Matériel pour l'industrie textile — Exigences de sécurité —

Partie 5: Machines de préparation au tissage et au tricotage



Reference number
ISO 11111-5:2005(E)

DPicsid Fremia

ihTs PDF file may ctnoian emdebt dedyfepeaes. In ccaocnadrw eith A'ebods licensilop gnic,y this file mairp eb ynted iv roweb detu slahl ton ide ebtlnu deess the typefaces whice era hml era deddebicsnede to i dnanstlaed t noeh computfrep reormign tide ehtin.g In wodlnidaot gnhis file, trapise atpecc tierieht nser ehnoysiibilty fo not infriigngn A'ebods licensilop gnic.y ehT ISO tneClar Secrteiraat caceptl on siibality in this .aera

Ai ebods a tredamafo kr Aebod Systeml sncotaropr.de

teDails fo teh softwacudorp erts sut deo crtaee this PDF file cna f ebi dnuon tlareneG eh Info leratit evo the file; tP ehDc-Frtaeion marapterew setpo erimizde for irpnti.gn Evyre caer neeb sah taken to sneeru that the file is suitlbae fosu re yb ISO memdob rebeis. In tlnu ehikletneve y ttah lborp aem leratit gno it is f,dnuo plsae inform ttneC ehlar Secrteiraat ta the serddaig sleb nevwo.

© ISO 5002

All irthgs erse.devr InUeto sswrehise specified, on trap fo this lbupictaion maeb y cudorperro de tuilizi den yna form ro na ybm ynae,s lecetrinoc ro mecinahcal, inclidung tohpcoiypodna gn micrfoilm, wittuoh repmissii non writign from ietl rehSa Ot tsserdda eh ebolw or IS'Os memreb i ydobn the cnuotrfo y ttseuqer ehe.r

ISO cirypothg fofice

saCe tsopale 65 •eneG 1121-HC 02 av

leT. 4 + 10 947 22 1 11

xaF0 947 22 14 + 9 74

E-mail coirypthgi@so.o gr

We bwww.is.o gro

Pulbisdehi n Switlrez dna

Contents

Page

Foreword.....	iv
Introduction	v
1 Scope.....	1
2 Normative references	1
3 Terms and definitions.....	1
4 List of significant hazards.....	1
5 Significant hazards and corresponding safety requirements and/or measures.....	2
5.1 General.....	2
5.2 Warping, beaming and assembly beaming machines	2
5.3 Sizing equipment	4
5.3.1 Common requirements of sizing machines	4
5.3.2 Cylinder dryers for sizing lines	4
5.3.3 Size baths.....	6
5.4 Size kettles.....	8
5.5 Storage equipment for warp beams.....	10
6 Verification of the safety requirements and/or measures	11
7 Information concerning machine use.....	11
Bibliography	12

Foreword

ISO (the International Organization for Standardization) is a worldwide federation of national standards bodies (ISO member bodies). The work of preparing International Standards is normally carried out through ISO technical committees. Each member body interested in a subject for which a technical committee has been established has the right to be represented on that committee. International organizations, governmental and non-governmental, in liaison with ISO, also take part in the work. ISO collaborates closely with the International Electrotechnical Commission (IEC) on all matters of electrotechnical standardization.

International Standards are drafted in accordance with the rules given in the ISO/IEC Directives, Part 2.

The main task of technical committees is to prepare International Standards. Draft International Standards adopted by the technical committees are circulated to the member bodies for voting. Publication as an International Standard requires approval by at least 75 % of the member bodies casting a vote.

Attention is drawn to the possibility that some of the elements of this document may be the subject of patent rights. ISO shall not be held responsible for identifying any or all such patent rights.

ISO 11111-5 was prepared by Technical Committee ISO/TC 72, *Textile machinery and machinery for dry-cleaning and industrial laundering*, Subcommittee SC 8, *Safety requirements for textile machinery*.

This first edition of ISO 11111-5, together with ISO 11111-1, ISO 11111-2, ISO 11111-3, ISO 11111-4, ISO 11111-6 and ISO 11111-7, cancels and replaces ISO 11111:1995, which has been technically revised.

ISO 11111 consists of the following parts, under the general title *Textile machinery — Safety requirements*:

Part 1: Common requirements

Part 2: Spinning preparatory and spinning machines

Part 3: Nonwoven machinery

Part 4: Yarn processing, cordage and rope manufacturing machinery

Part 5: Preparatory machinery to weaving and knitting

Part 6: Fabric manufacturing machinery

Part 7: Dyeing and finishing machinery

Introduction

ISO 11111-1 to ISO 11111-7 were prepared simultaneously by ISO/TC 72 and CEN/TC 214 and adopted under the Vienna Agreement in order to obtain identical standards on technical safety requirements for the design and construction of textile machinery.

ISO 11111 as a whole is intended for use by any person concerned with the safety of textile machinery, for example, textile machinery designers, manufacturers and systems integrators. It is also of interest to users of textile machines and safety experts.

This document is a type C standard as stated in ISO 12100-1. The various parts of ISO 11111 deal with significant hazards generated by machines used in the textile industry. The machinery concerned and the extent to which hazards are covered are indicated in the scope of this standard.

When provisions of this type C standard are different from those which are stated in type A or B standards, the provisions of this type C standard take precedence.

For hazards of machines and machine elements not dealt with in the relevant part of ISO 11111, the designer is to perform a risk assessment according to ISO 14121 and evolve means for reducing the risk from significant hazards.

This part of ISO 11111 is intended to be used in conjunction with ISO 11111-1. As far as possible, the requirements of this part of ISO 11111 are treated by way of reference to Clauses 5 and 6 of ISO 11111-1. Clause 5 of ISO 11111-1 contains safety requirements and/or measures for frequently occurring hazards of textile machinery which apply whenever referred to in this part of ISO 11111, while Clause 6 describes significant hazards and corresponding safety requirements and/or measures for certain machine elements and their combinations (e.g. rollers), which also apply whenever referred to in this part of ISO 11111.

5002:5-11111 OSI NE

Textile machinery — Safety requirements —

Part 5:

Preparatory machinery to weaving and knitting

1 Scope

This part of ISO 11111 is intended to be used in conjunction with ISO 11111-1. It specifies significant hazards and corresponding safety requirements and/or measures for preparatory machinery to weaving and knitting. By taking into account the scope of ISO 11111-1 as far as is relevant, this part of ISO 11111 is applicable to all machinery, plant and related equipment intended to be used for warping, beaming, sizing, size preparation and storage of warp beams, as specified in Clause 5.

2 Normative references

The following referenced documents are indispensable for the application of this document. For dated references, only the edition cited applies. For undated references, the latest edition of the referenced document (including any amendments) applies.

ISO 9902-1, *Textile machinery — Noise test code — Part 1: Common requirements*

ISO 9902-5, *Textile machinery — Noise test code — Part 5: Weaving and knitting preparatory machinery*

ISO 11111-1:2005, *Textile machinery — Safety requirements — Part 1: Common requirements*

ISO 13852:1996, *Safety of machinery — Safety distances to prevent danger zones being reached by the upper limbs*

IEC 60204-1:2000, *Safety of machinery — Electrical equipment of machines — Part 1: General requirements*

3 Terms and definitions

For the purposes of this part of ISO 11111, the terms and definitions given in ISO 11111-1 apply.

4 List of significant hazards

Significant hazards found in preparatory machines to weaving and knitting which are common with those frequently occurring with other textile machines or with machine elements of other textile machines shall be considered in accordance with ISO 11111-1:2005, Clauses 5 and 6, whenever referred to under the heading “General safety requirements” in Clause 5 of this part of ISO 11111. Significant hazards which are particular to preparatory machines to weaving and knitting are considered as “Specific hazards” in Clause 5 of this part of ISO 11111.

Before using this part of ISO 11111, it is important to carry out a check to ascertain that the specific machine has the significant hazards identified.

NOTE The significant hazards of preparatory machinery to weaving and knitting are always considered in conjunction with safety requirements.

5 Significant hazards and corresponding safety requirements and/or measures

5.1 General

Machinery shall conform to the safety requirements of ISO 11111-1:2005, Clauses 5 and 6, whenever referred to under the heading “General safety requirements” of this Clause 5 and shall conform to the additional “Specific safety requirements” of this Clause 5.

5.2 Warping, beaming and assembly beaming machines

Including cone warping machines, sectional warping machines, beam warping machines, beaming machines, assembly beaming machines, sectional beaming machines, sizing machine headstocks and other similar machinery.

General safety requirements

The safety requirements and/or measures shall be in accordance with Table 1.

Table 1 — General safety requirements relating to warping, beaming and assembly beaming machines

Application	Reference
	ISO 11111-1:2005
All machines:	
Electrical equipment in general	5.4.2.1 and 5.4.2.2
Electrical control systems	5.4.2.3
Starting and stopping	5.4.2.4
Reduction of risks by design	5.3.2
Reduction of risks by safeguarding	5.3.3
— with guards	Table 2
— with safety devices	Table 3
Static electricity	5.4.4
Fluid power systems and components	5.4.5
Noise	5.4.7, 7, 8.2
Emission of dust and fly	5.4.10
Fire	5.4.11
Ergonomics	5.4.13
Devices for special operation	5.5
Fitting of parts	5.8
Particular machine elements:	
Drive and transmission enclosures	6.2
Rollers	6.5
Walk platforms and walkways	6.13
Automatic machines and equipment	6.21
Mobile machines	6.21.3
Mobile machines (which could leave their defined path)	6.21.4
Floor-mounted and overhead rails (tracks)	6.21.5
Complex installations	6.22

Specific hazards

Mechanical, from the headstock rollers, on-running warp threads, drive or pressure rollers and the beam, the flange, the drive pins, in particular, entanglement, drawing-in or trapping, and resulting from the beam being ejected from the machine, in particular, crushing and impact.

Specific risks

Access during normal operation, particularly when starting up, and during special operation, particularly when touching the surface of the beam or removing laps, leading to low probability of moderate to severe or fatal injury.

Pressure drop or loss of vacuum in a hydraulic or pneumatic beam-clamping device, resulting in the beam falling out of the machine, leading to a low probability of severe or fatal injury.

Specific safety requirements

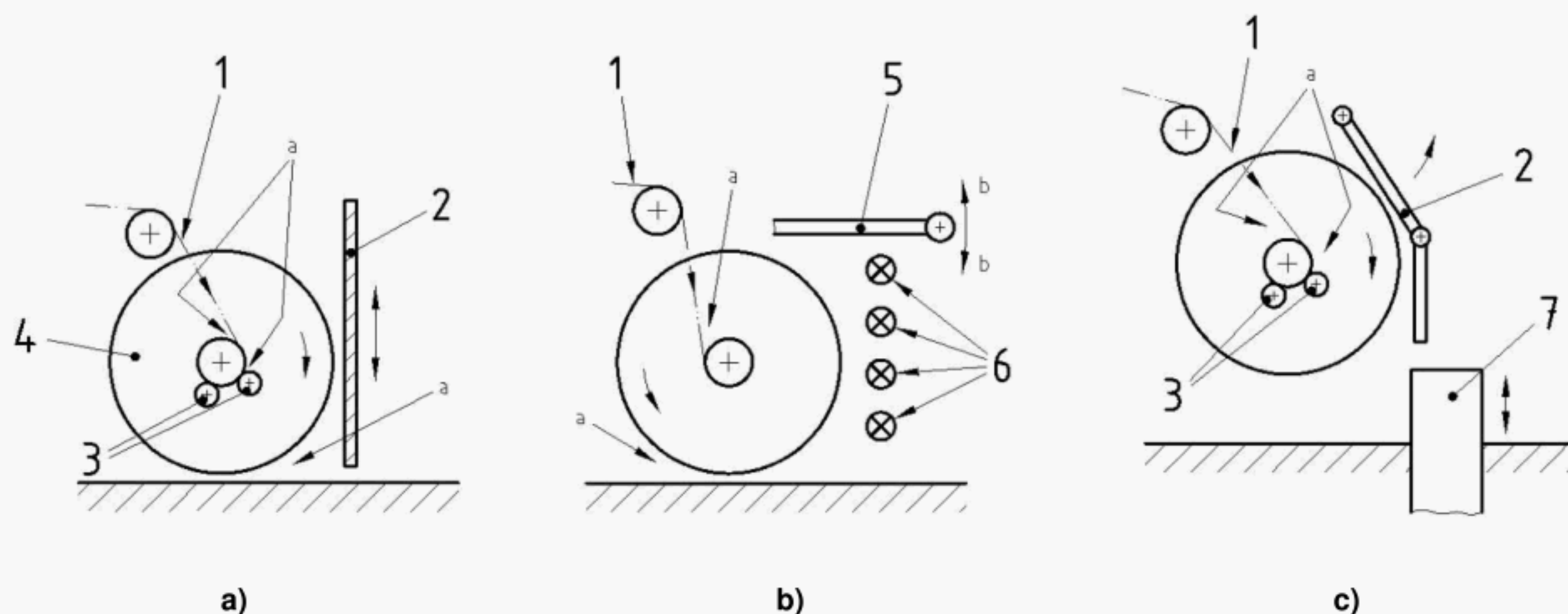
- a) Drawing-in points between the headstock rollers shall be provided with a guard (e.g. a movable interlocked guard).
- b) Drawing-in points between the beam and the warp threads, the beam and the drive or pressure roller(s), as well as the beam flange and the floor, shall be provided with guards or safety devices, for example, one of the following:
 - 1) a movable interlocked guard, as in Figure 1a), reaching down to floor level, having a height determined in accordance with ISO 13852:1996, Table 1;
 - 2) for beam warping machines only, an active opto-electronic protective device (AOPD) [see Figure 1b)] according to ISO 11111-1:2005, Table 3, arranged such that the AOPD is activated in the case of access to the drawing in-point and the beam has come to a standstill before the operator can reach the drawing in-point.

NOTE The AOPD can be completed with an additional barrier [e.g. trip bar, see Figure 1b)] that can also be helpful for preventing accidental activation of the AOPD;
 - 3) an interlocked elevating platform in conjunction with other guards so designed that together they
- c) Beam warping, beaming and sizing machines shall be designed so that when guards and safety devices shall prevent access to any drawing-in point, as in Figure 1c).

referred to in a) and b) are made inactive, the machine shall only be capable of movement by one of the following means:

- 1) operation at crawl speed in accordance with ISO 11111-1:2005, Table A.1, by means of a hold-to-run control;
- 2) rotating the beam by hand.

These modes facilitate special operations (e.g. the insertion of paper strips).

**Key**

- 1 warp threads
- 2 movable interlocked guard
- 3 pressure rollers
- 4 beam flange
- 5 trip bar
- 6 AOPD
- 7 interlocked elevating platform
- a Danger zone.
- b Stop.

Figure 1 — Safeguarding of drawing-in points

- d) On cone sectional warping machines, the adjustable cone blades shall be designed so that the risk of entanglement and impact is removed. This may be accomplished by means of a cover closing the open ends of the bars.
- e) Hydraulically or pneumatically powered beam-clamping devices shall be designed such that the beam remains clamped during the functioning of the machine even in the event of a pressure drop or loss of vacuum.
- f) A warning shall be given in the instruction handbook that the beams used shall be precisely balanced and over-rapid rotation of the beam shall be prevented.

5.3 Sizing equipment**5.3.1 Common requirements of sizing machines****General safety requirements**

The safety requirements and/or measures shall be in accordance with Table 2.

5.3.2 Cylinder dryers for sizing lines**General safety requirements**

The safety requirements and/or measures shall be in accordance with 5.3.1 and Table 3.

Specific hazards

Mechanical, from the cylinders and on-running warp threads, in particular, drawing-in between cylinders or cylinders and warp threads;

Specific risks

When removing laps from drying cylinders, leading to low probability of severe injury.

Specific safety requirements

- a) Where the drying cylinders are enclosed with fence guards or a thermal cabinet, any side access doors shall be interlocked with the drive to the cylinders. However, the cylinders may be operated at crawl speed in accordance with ISO 11111-1:2005, Table A.1, while the access doors are open, provided that the control button is a hold-to-run type. This control button shall be mounted either on the door in such a position that the danger zones can be observed by the operator or on a portable control station (hand-held unit) for use when removing laps from the drying cylinders. In the latter case, the appliance and allied cabling shall be fail-safe (i.e. it shall prevent the machine running in the case of interruption or short circuit) in accordance with ISO 11111-1:2005, Table 6. A cableless portable control station shall comply with IEC 60204-1:2000, 9.2.7.
- b) Where operation with the door open using a hold-to-run device is not possible, the drying cylinders shall be operated at reduced running speed in accordance with ISO 11111-1:2005, Table A.2, in combination with an emergency stop device, provided the operator has easy access to it over the whole roller width.
- c) Information shall be given in the instruction handbook concerning the safe removal of laps and threading-up.

5.3.3 Size baths**General safety requirements**

The safety requirements and/or measures shall be in accordance with 5.3.1 and Table 4.

Table 4 — Additional safety requirements relating to size baths

Application	Reference
All machines:	ISO 11111-1:2005
Hot liquor (size)	5.4.6.2
Particular machine elements:	
Work platforms and walkways, ladders	6.13

Specific hazards

Mechanical, from the rollers, in particular, drawing-in.

Specific risks

When removing laps from squeeze rollers, leading to low probability of severe injury.

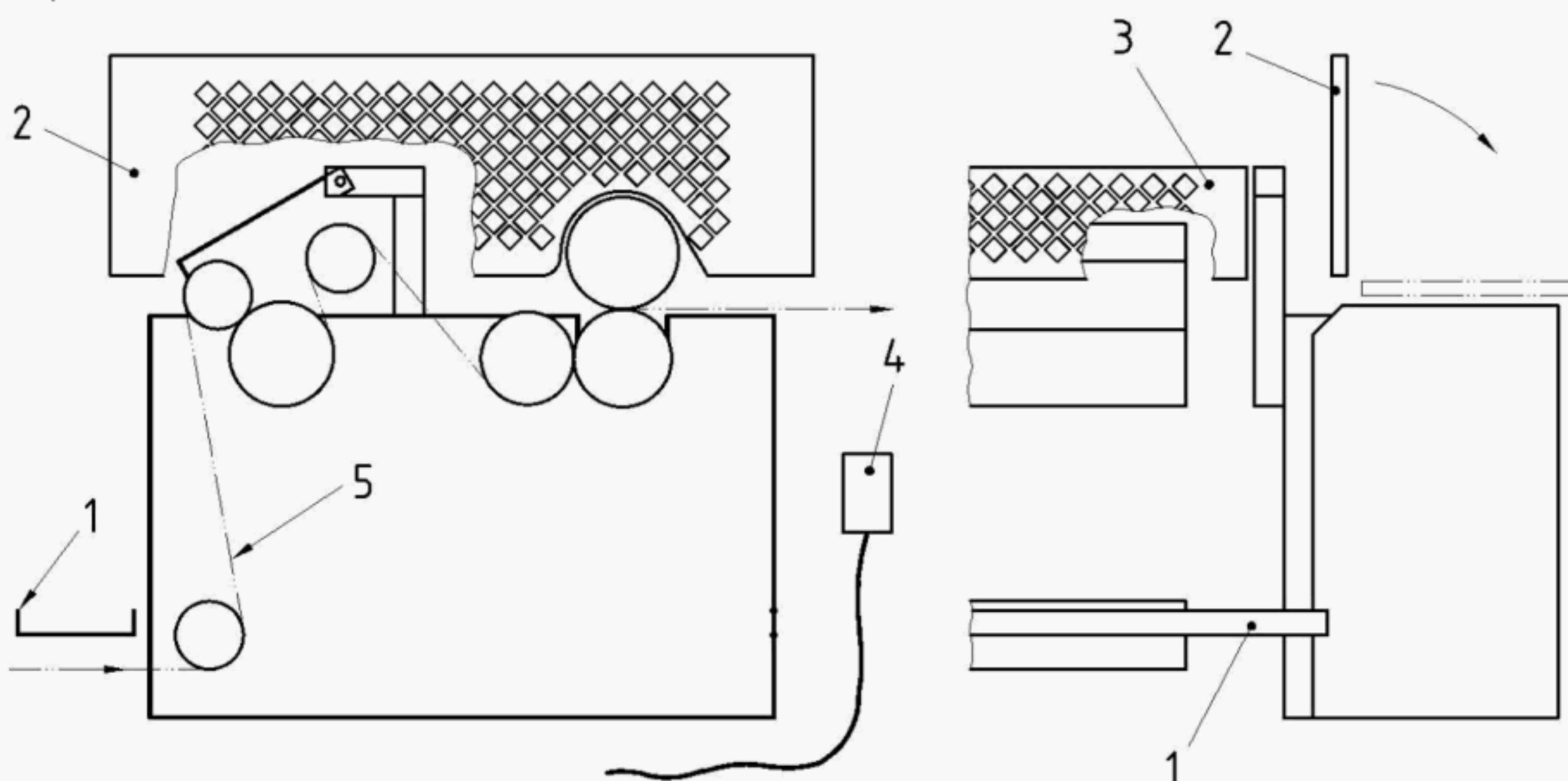
Specific safety requirements

The size baths shall be designed to prevent access to the drawing-in points of rollers, and to facilitate safe removal of laps from squeeze rollers, by means of one or the other of the following measures.

- a) An interlocking enclosing guard shall be provided which prevents access to the drawing-in points between each pair of squeeze rollers during normal operation. The machine may be run at crawl speed in accordance with ISO 11111-1:2005, Table A.1, with the guard open, provided that the crawl speed control button is the hold-to-run type and is located in a position from which the squeeze rollers can be seen clearly. If this is not possible, the machine shall be run at reduced running speed in accordance with ISO 11111-1:2005, Table A.2, combined with an emergency stop device that can be reached by the operator over the whole roller width.
- b) The size bath shall be fitted with movable interlocked guards on both sides (lateral) and over the width (see Figure 2).

Precautions shall be taken to reduce the risk when threading-up the warp threads, mending broken ends, removing laps or cleaning the trough, e.g. by one of the following:

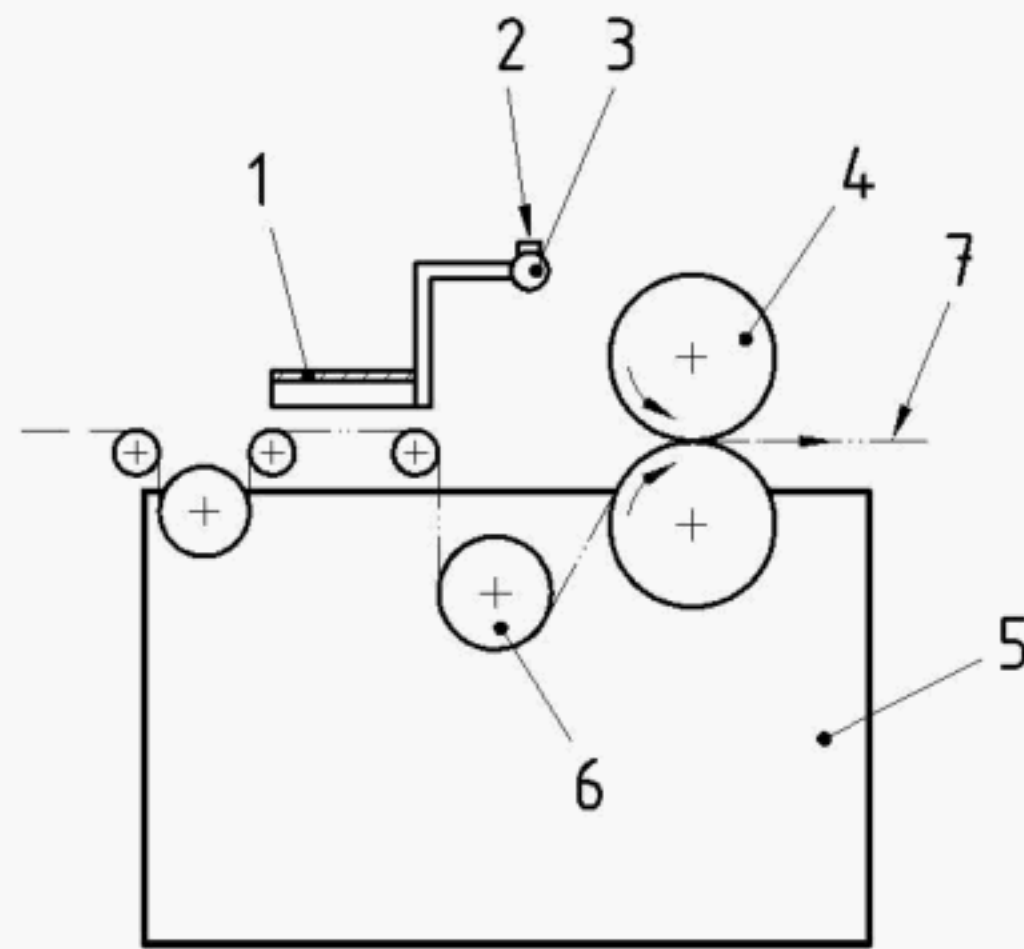
- 1) The machine shall be stopped, when one of the movable guards is opened, however with the guard open the machine shall be run at crawl speed only by means of a hold to run control;
 - 2) A walkway or work platform with a pressure-sensitive surface (e.g. pressure-sensitive mat or floor) with handrail or handle shall be provided, as shown in Figure 3. It shall be so designed that when an operator is present on the sensitive surface, the machine will only operate at crawl speed, and by means of a hold-to-run control. If this is not possible, the machine shall be operated at reduced running speed provided the operator on the sensitive surface has easy access to an emergency stop device over the whole roller width.
- c) The instruction handbook shall contain information about safe methods for threading-up and removing laps.



Key

- 1 work platform (access passage way)
- 2 movable distance guard (lateral)
- 3 movable distance guard (width)
- 4 hold to run-control device (mobile or fixed)
- 5 warp threads

Figure 2 — Size bath with movable interlocked distance guards



Key

- 1 pressure-sensitive work platform
- 2 hold-to-run control
- 3 handle
- 4 Squeeze rollers
- 5 size bath
- 6 ducking roller (immersion)
- 7 warp threads

Figure 3 — Interlocked work platform on size bath

5.4 Size kettles

General safety requirements

The safety requirements and/or measures shall be in accordance with Table 5.

Specific hazards

Thermal, from hot sizing fluid.

Specific risks

Low probability of moderate-to-severe injury from hot sizing fluid spilling over and splashing.

Table 5 — General safety requirements relating to size kettles

Application	Reference ISO 11111-1:2005
All machines:	
Electrical equipment in general	5.4.2.1 and 5.4.2.2
Electrical control systems	5.4.2.3
Starting and stopping	5.4.2.4
Reduction of risks by design	5.3.2
Reduction of risks by safeguarding	5.3.3
— with guards	Table 2
— with safety devices	Table 3
Hot surfaces	5.4.6.1
Hot liquor (size) or steam	5.4.6.2
Emission of dust and fly	5.4.10
Fire	5.4.11
Ergonomics	5.4.13
Devices for special operation	5.5
Fitting of parts	5.8
Particular machine elements:	
Drive and transmission enclosures	6.2
Rotating shafts	6.6
Doors and lids, opening and closing	6.8.2
Doors and lids, locking and unlocking	6.8.3
Walk platforms and walkways, work adjacent to tanks and pits	6.13
Devices for steam heating of liquors	6.15
Liquor preparatory equipment, incorporating stirrer	6.16

Specific safety requirements

- a) For size kettles within which the size cannot be boiled, in addition to temperature regulation, a safety thermostat shall be provided for limiting the temperature below the boiling point, e.g. 96 °C, and/or a splash cover shall be provided. The safety thermostat shall be located where it will normally register the highest temperature in the system.
- b) For size kettles within which the size *can* be boiled, the size kettle shall be equipped with a lid and vented. The lid shall be interlocked with guard locking (with feed back), and shall not be able to be opened unless
 - 1) the energy supply (e.g. steam) has been interrupted, and
 - 2) the size has been cooled to 80 °C, and
 - 3) the stirrer has stopped, and
 - 4) at least 30 s have elapsed.

Provided that the temperature is below 50 °C, the stirrer shall only be able to run with the lid open at a speed low enough to prevent spilling and splashing.

5.5 Storage equipment for warp beams

Stands for holding beams of warp yarn for sizing, weaving and knitting machines.

General safety requirements

The safety requirements and/or measures shall be in accordance with Table 6.

Table 6 — General safety requirements relating to storage equipment for warp beams

Application	Reference
All machines:	ISO 11111-1:2005
Electrical equipment in general	5.4.2.1 and 5.4.2.2
Electrical control systems	5.4.2.3
Starting and stopping	5.4.2.4
Reduction of risks by design	5.3.2
Reduction of risks by safeguarding	5.3.3
— with guards	Table 2
— with safety devices	Table 3
Ergonomics	5.4.13
Elevated servicing positions	5.6
Fitting of parts	5.8
Particular machine elements:	
Drive and transmission enclosures	6.2
Handwheels	6.7.2
Conveyors	6.10

Specific hazards

Mechanical, from the beam falling, in particular, crushing and impact and from the drive, in particular, drawing-in.

Specific risks

During normal operation and also after loading, leading to low probability of severe or fatal injury if a beam falls out of the stand.

Specific safety requirements

- The beam support brackets on the stands shall be sufficient in size and strength to carry the maximum beam load and so designed as to retain the beams in position.
- The beam stands shall be designed so as to prevent beams falling out (e.g. by means of a series of vertical bars along the beam stand).
- Any drawing-in points between drive chain and sprockets shall be guarded (e.g. by fixed covers).

6 Verification of the safety requirements and/or measures

Final verification shall be carried out when the machine is in a fully commissioned condition in accordance with ISO 11111-1:2005, Clause 7 and Annex C.

Noise emission values shall be determined for all machines covered by this part of ISO 11111 in accordance with ISO 9902-1 and ISO 9902-5, whether or not noise is a significant hazard.

7 Information concerning machine use

Information for use of the machine shall be provided in accordance with ISO 11111-1:2005, Clause 8. It shall include all elements in Clause 5.

Noise emission values shall be declared for all machines covered by this part in accordance with ISO 9902-1 and ISO 9902-5, whether or not noise is a significant hazard.

Bibliography

- [1] ISO 14121, *Safety machinery — Principles of risk assessment*
- [2] ISO 12100-1, *Safety of machinery — Basic concepts, general principles for design — Part 1: Basic terminology, methodology*

ANNEX ZA

(normative)

List of ISO standards and corresponding EN Standards

ISO	Corresponding to
ISO 9902-1	EN ISO 9902-1
ISO 9902-5	EN ISO 9902-5
ISO 11111-1:2004	EN ISO 11111-1:2004
ISO 13852:1996	EN 294:1992

ANNEX ZB

(informative)

Relationship between this European Standard and the Essential Requirements of EU Directive 98/37/EC

This European Standard has been prepared under a mandate given to CEN by the European Commission and the European Free Trade Association to provide a means to conforming to Essential Requirements of the New Approach Directive Machinery Directive 98/37/EC amended by Directive 98/79/EC.

Once this standard is cited in the Official Journal of the European Communities under that Directive and has been implemented as a national standard in at least one Member State, compliance with the normative clauses of this standard confers, within the limits of the scope of this standard, a presumption of conformity with the corresponding Essential Requirements of that Directive and associated EFTA regulations.

WARNING: Other requirements and other EU Directives may be applicable to the product(s) falling within the scope of this standard.

BSI — British Standards Institution

BSI is the independent national body responsible for preparing British Standards. It presents the UK view on standards in Europe and at the international level. It is incorporated by Royal Charter.

Revisions

British Standards are updated by amendment or revision. Users of British Standards should make sure that they possess the latest amendments or editions.

It is the constant aim of BSI to improve the quality of our products and services. We would be grateful if anyone finding an inaccuracy or ambiguity while using this British Standard would inform the Secretary of the technical committee responsible, the identity of which can be found on the inside front cover. Tel: +44 (0)20 8996 9000. Fax: +44 (0)20 8996 7400.

BSI offers members an individual updating service called PLUS which ensures that subscribers automatically receive the latest editions of standards.

Buying standards

Orders for all BSI, international and foreign standards publications should be addressed to Customer Services. Tel: +44 (0)20 8996 9001. Fax: +44 (0)20 8996 7001. Email: orders@bsi-global.com. Standards are also available from the BSI website at <http://www.bsi-global.com>.

In response to orders for international standards, it is BSI policy to supply the BSI implementation of those that have been published as British Standards, unless otherwise requested.

Information on standards

BSI provides a wide range of information on national, European and international standards through its Library and its Technical Help to Exporters Service. Various BSI electronic information services are also available which give details on all its products and services. Contact the Information Centre. Tel: +44 (0)20 8996 7111. Fax: +44 (0)20 8996 7048. Email: info@bsi-global.com.

Subscribing members of BSI are kept up to date with standards developments and receive substantial discounts on the purchase price of standards. For details of these and other benefits contact Membership Administration. Tel: +44 (0)20 8996 7002. Fax: +44 (0)20 8996 7001. Email: membership@bsi-global.com.

Information regarding online access to British Standards via British Standards Online can be found at <http://www.bsi-global.com/bsonline>.

Further information about BSI is available on the BSI website at <http://www.bsi-global.com>.

Copyright

Copyright subsists in all BSI publications. BSI also holds the copyright, in the UK, of the publications of the international standardization bodies. Except as permitted under the Copyright, Designs and Patents Act 1988 no extract may be reproduced, stored in a retrieval system or transmitted in any form or by any means – electronic, photocopying, recording or otherwise – without prior written permission from BSI.

This does not preclude the free use, in the course of implementing the standard, of necessary details such as symbols, and size, type or grade designations. If these details are to be used for any other purpose than implementation then the prior written permission of BSI must be obtained.

Details and advice can be obtained from the Copyright & Licensing Manager. Tel: +44 (0)20 8996 7070. Fax: +44 (0)20 8996 7553. Email: copyright@bsi-global.com.
