

British Standard

A single copy of this British Standard is licensed to

Akin Koksai

12 December 2002

This is an uncontrolled copy. Ensure use of the most current version of this document by searching British Standards Online at bsonline.techindex.co.uk

Testing of welded joints of thermoplastics semi-finished products —

Part 8: Requirements

The European Standard EN 12814-8:2001 has the status of a
British Standard

ICS 25.160.40

NO COPYING WITHOUT BSI PERMISSION EXCEPT AS PERMITTED BY COPYRIGHT LAW



National foreword

This British Standard is the official English language version of EN 12814-8:2001.

The UK participation in its preparation was entrusted to Technical Committee PRI/80, Welding of plastics, which has the responsibility to:

- aid enquirers to understand the text;
- present to the responsible European committee any enquiries on the interpretation, or proposals for change, and keep the UK interests informed;
- monitor related international and European developments and promulgate them in the UK.

A list of organizations represented on this committee can be obtained on request to its secretary.

Cross-references

The British Standards which implement international or European publications referred to in this document may be found in the BSI Standards Catalogue under the section entitled “International Standards Correspondence Index”, or by using the “Find” facility of the BSI Standards Electronic Catalogue.

A British Standard does not purport to include all the necessary provisions of a contract. Users of British Standards are responsible for their correct application.

Compliance with a British Standard does not of itself confer immunity from legal obligations.

Summary of pages

This document comprises a front cover, an inside front cover, the EN title page, pages 2 to 19 and a back cover.

The BSI copyright date displayed in this document indicates when the document was last issued.

Amendments issued since publication

Amd. No.	Date	Comments

This British Standard, having been prepared under the direction of the Sector Policy and Strategy Committee for Materials and Chemicals, was published under the authority of the Standards Policy and Strategy Committee on 15 November 2001

© BSI 15 November 2001

ISBN 0 580 38694 5

ICS 25.160.40

English version

Testing of welded joints of thermoplastics semi-finished products - Part 8: Requirements

Essai des assemblages soudés sur produits semi-finis en
thermoplastiques - Partie 8: Exigences

Prüfen von Schweißverbindungen aus thermoplastischen
Kunststoffen - Teil 8: Anforderungen

This European Standard was approved by CEN on 11 August 2001.

CEN members are bound to comply with the CEN/CENELEC Internal Regulations which stipulate the conditions for giving this European Standard the status of a national standard without any alteration. Up-to-date lists and bibliographical references concerning such national standards may be obtained on application to the Management Centre or to any CEN member.

This European Standard exists in three official versions (English, French, German). A version in any other language made by translation under the responsibility of a CEN member into its own language and notified to the Management Centre has the same status as the official versions.

CEN members are the national standards bodies of Austria, Belgium, Czech Republic, Denmark, Finland, France, Germany, Greece, Iceland, Ireland, Italy, Luxembourg, Netherlands, Norway, Portugal, Spain, Sweden, Switzerland and United Kingdom.



EUROPEAN COMMITTEE FOR STANDARDIZATION
COMITÉ EUROPÉEN DE NORMALISATION
EUROPÄISCHES KOMITEE FÜR NORMUNG

Management Centre: rue de Stassart, 36 B-1050 Brussels

Contents

	page
Foreword.....	3
Introduction	4
1 Scope	5
2 Normative references	5
3 Symbols and abbreviations	5
4 Materials and properties	6
5 Destructive test methods.....	6
6 Requirements.....	6
6.1 Bend test.....	6
6.2 Tensile test	18
6.3 Tensile creep test.....	18
6.4 Peel tests	18
6.5 Macroscopic examination.....	18
6.6 Low temperature tensile test	19
6.7 Tensile test with waisted test specimen.....	19

Foreword

This European Standard has been prepared by Technical Committee CEN/TC 249 "Plastics", the secretariat of which is held by IBN.

This European Standard shall be given the status of a national standard, either by publication of an identical text or by endorsement, at the latest by March 2002, and conflicting national standards shall be withdrawn at the latest by March 2002.

According to the CEN/CENELEC Internal Regulations, the national standards organizations of the following countries are bound to implement this European Standard: Austria, Belgium, Czech Republic, Denmark, Finland, France, Germany, Greece, Iceland, Ireland, Italy, Luxembourg, Netherlands, Norway, Portugal, Spain, Sweden, Switzerland and the United Kingdom.

Introduction

This document is not complete but contains all available information known at the time of writing.

1 Scope

This European Standard provides the requirements for the tests made on welded thermoplastics semi-finished products.

The selection of the appropriate test method(s) should be made in accordance with the particular type and application of welded product.

The test results depend on the conditions of manufacture for the test specimen and on the test conditions. They can therefore only be related to the behaviour of the product or can only be used for designing a structure, if the test conditions can be related to the service conditions.

2 Normative references

This European Standard incorporates by dated or undated reference, provisions from other publications. These normative references are cited at the appropriate places in the text and the publications are listed hereafter. For dated references, subsequent amendments to or revisions of any of these publications apply to this European Standard only when incorporated in it by amendment or revision. For undated references the latest edition of the publication referred to applies (including amendments).

EN 12814-1, Testing of welded joints of thermoplastics semi-finished products – Part 1 : Bend test.

EN 12814-2, Testing of welded joints of thermoplastics semi-finished products – Part 2 : Tensile test.

EN 12814-3, Testing of welded joints of thermoplastics semi-finished products – Part 3 : Tensile creep test.

EN 12814-4, Testing of welded joints of thermoplastics semi-finished products – Part 4 : Peel test.

EN 12814-5, Testing of welded joints of thermoplastics semi-finished products – Part 5 : Macroscopic examination.

EN 12814-6, Testing of welded joints of thermoplastics semi-finished products – Part 6 : Low temperature tensile test.

prEN 12814-7, Testing of welded joints of thermoplastics semi-finished products – Part 7 : Tensile test with waisted test specimens.

3 Symbols and abbreviations

HT	Heated tool welding
HG	Hot gas welding
EX	Extrusion welding (continuous)

4 Materials and properties

This standard is applicable to the thermoplastic materials listed in Table 1.

Table 1 — Materials and symbols

Symbol	Material
PE	Polyethylene
PP ^a	Polypropylene
PP-B	Polypropylene block copolymer
PP-H	Polypropylene homopolymer
PP-R	Polypropylene random copolymer
PVC-C	Polyvinyl chloride chlorinated
PVC-U ^b	Polyvinyl chloride unplasticised
PVC-NI	Polyvinyl chloride normal impact
PVC-RI	Polyvinyl chloride raised impact
PVDF	Polyvinylidene fluoride
^a PP includes PP-B, PP-H and PP-R. ^b PVC-U includes PVC-NI and PVC-RI.	

5 Destructive test methods

The dimensions and the methods for sampling and preparing test specimens, together with the conditions for carrying out destructive tests are given in the standards shown in Table 2.

Table 2 — Destructive test methods for welded joints

Test method	Standard
Bend test	EN 12814-1
Tensile test	EN 12814-2
Tensile creep test	EN 12814-3
Peel test	EN 12814-4
Macroscopic examination	EN 12814-5
Low temperature tensile test	EN 12814-6
Tensile test with waisted test specimen	prEN 12814-7

6 Requirements

The semi-finished products used for the welded joints shall comply with the relevant standards.

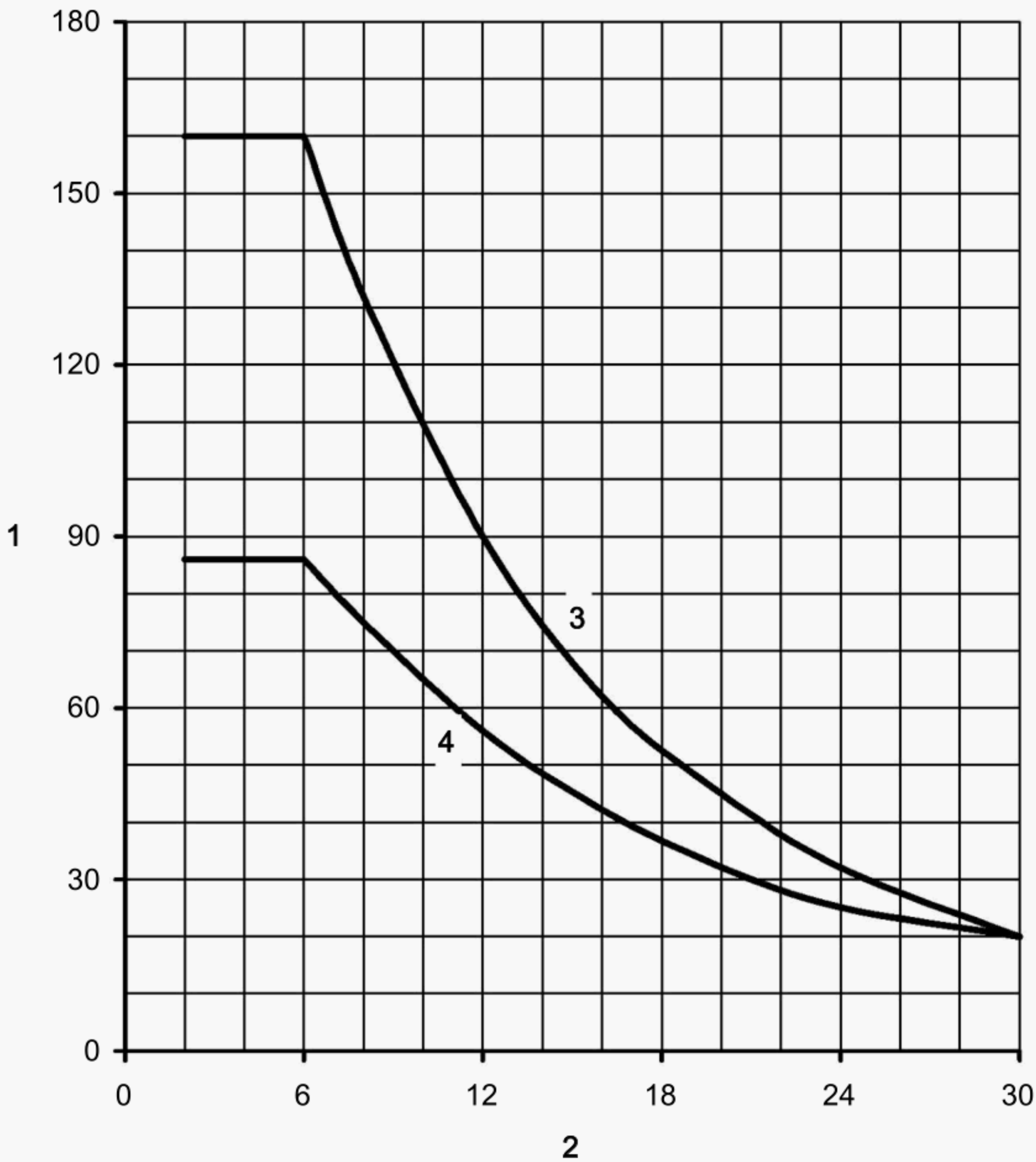
The welded joints shall meet the requirements specified hereafter.

6.1 Bend test

6.1.1 Bend angle

The individual measure value of the bend angle shall be greater than or equal to the values given in Figures 1 to 6.

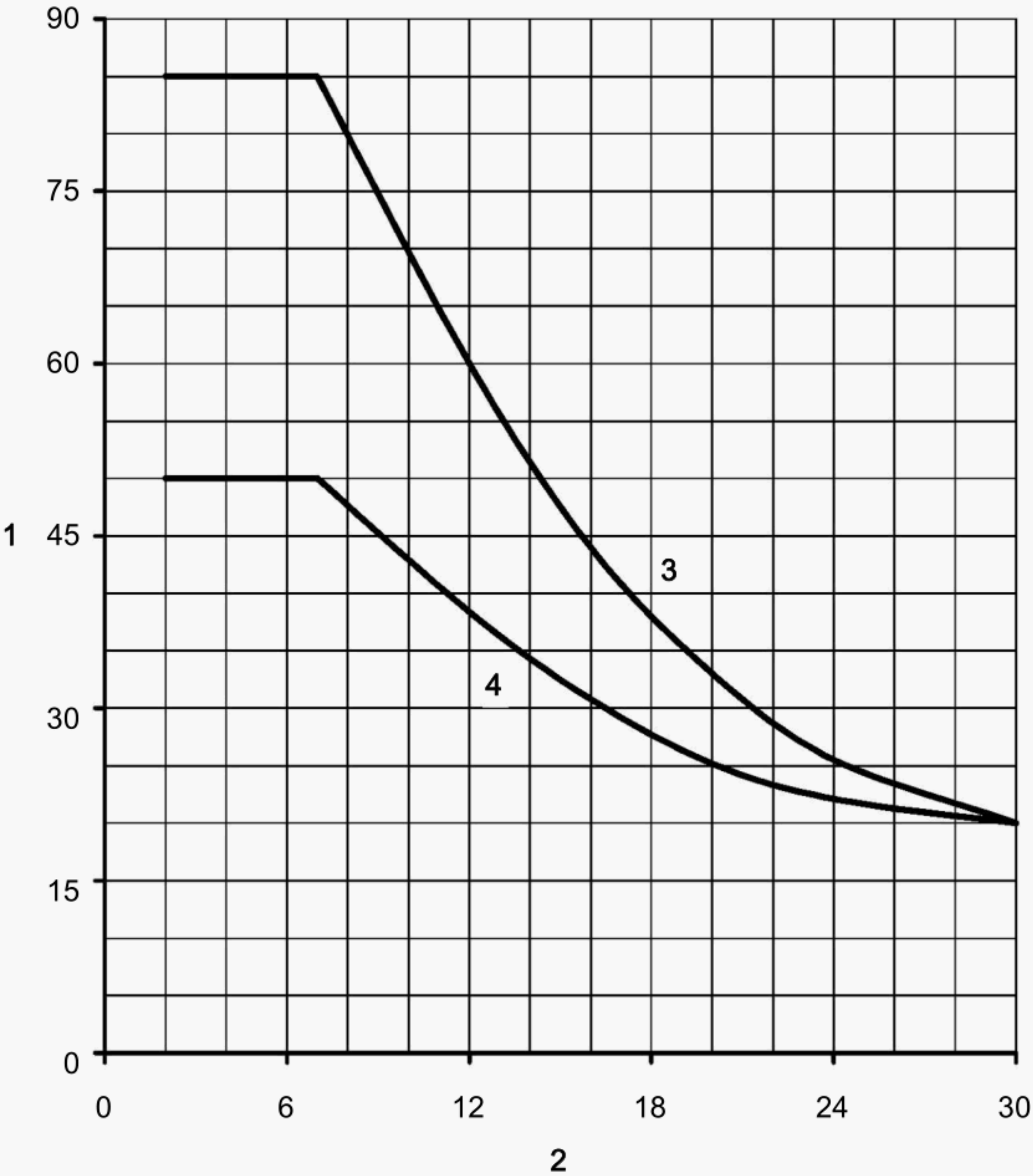
For PVC-C, the requirements shall be agreed between the contracting parties.



Key

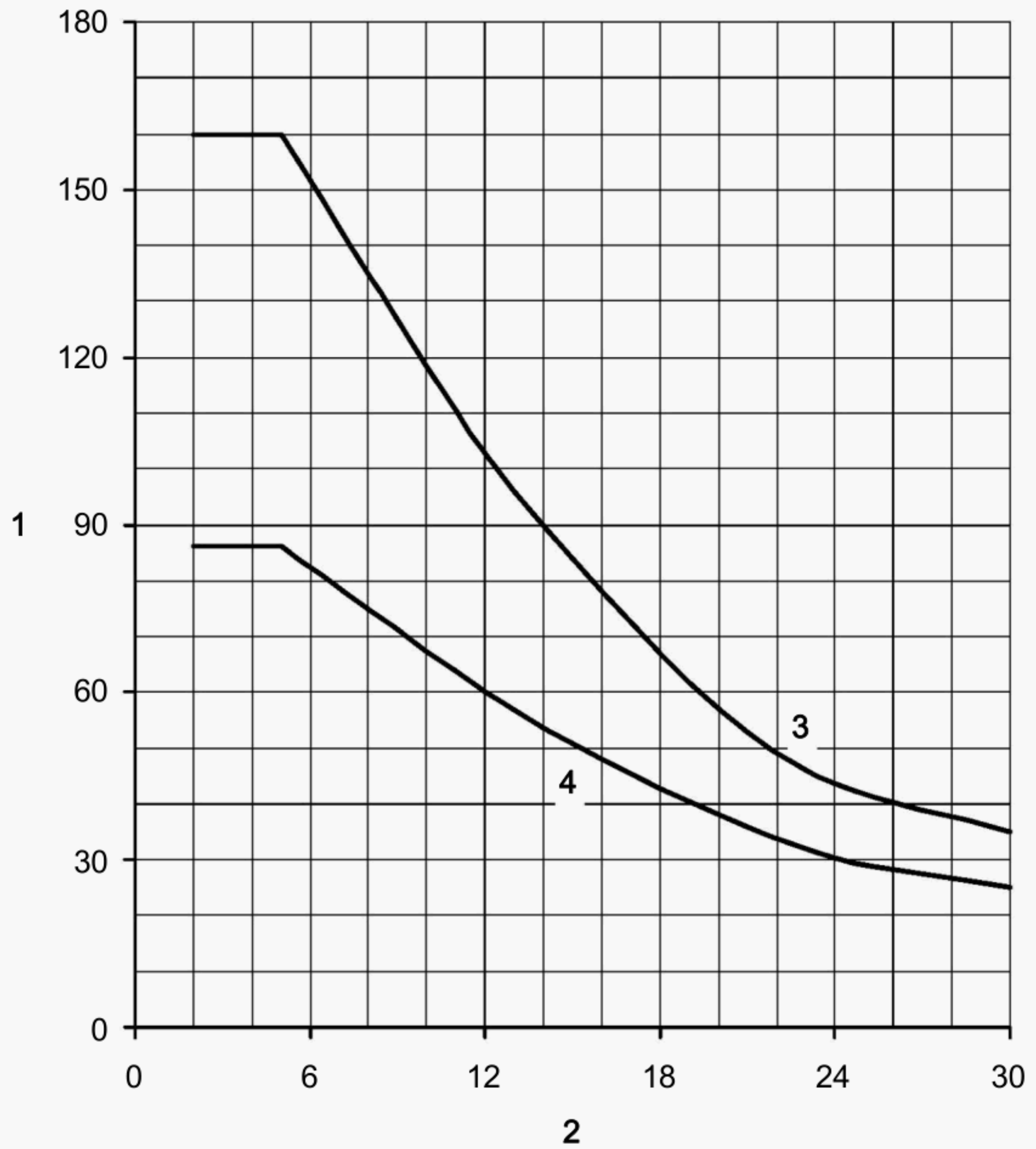
- 1 Bend angle in °
- 2 Test specimen thickness in mm
- 3 HT
- 4 EX, HG

Figure 1 — Minimum bend angle for PE (density 0,94)



- Key**
- 1 Bend angle in °
 - 2 Test specimen thickness in mm
 - 3 HT
 - 4 EX, HG

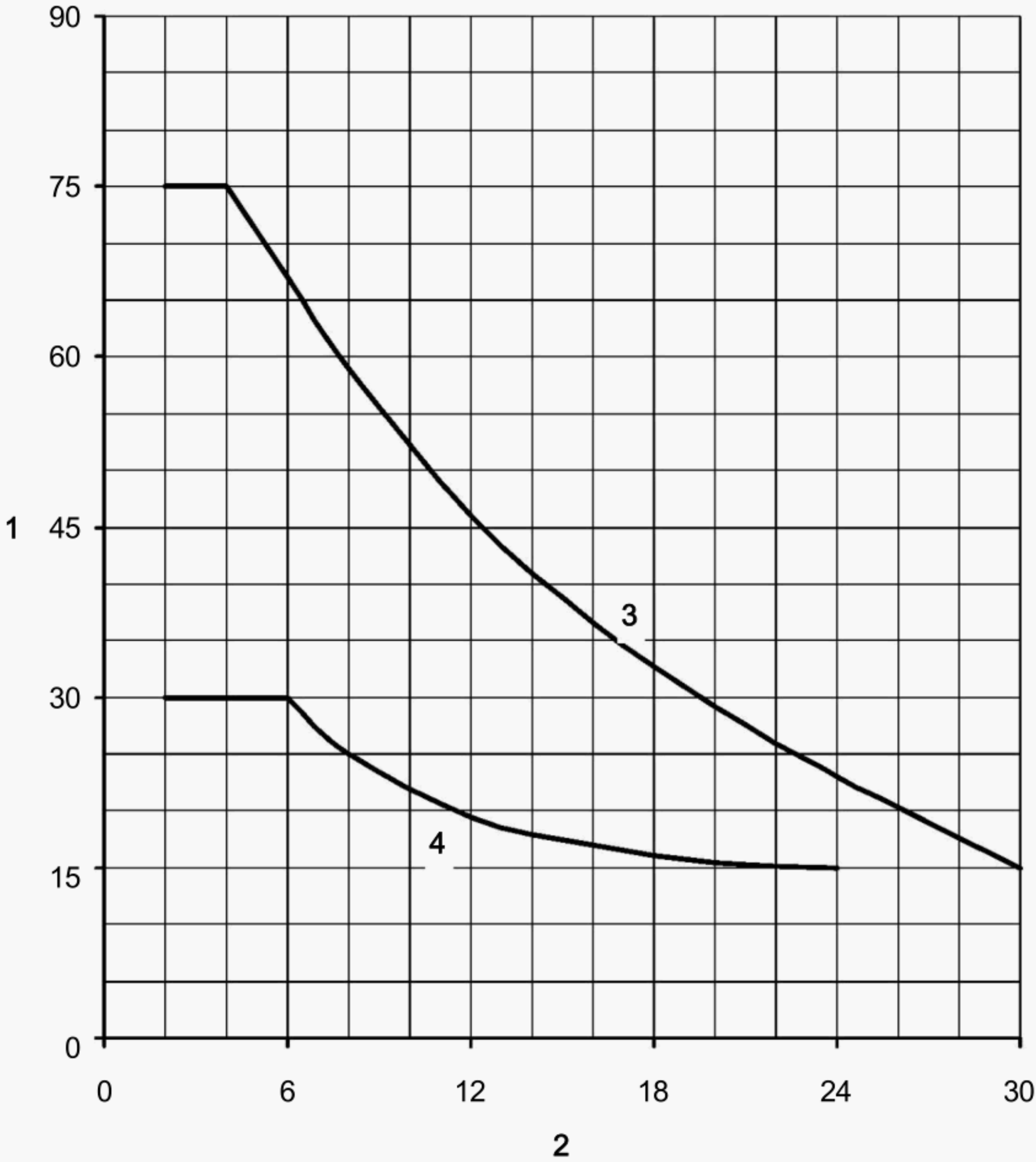
Figure 2 — Minimum bend angle for PP-B and PP-H



Key

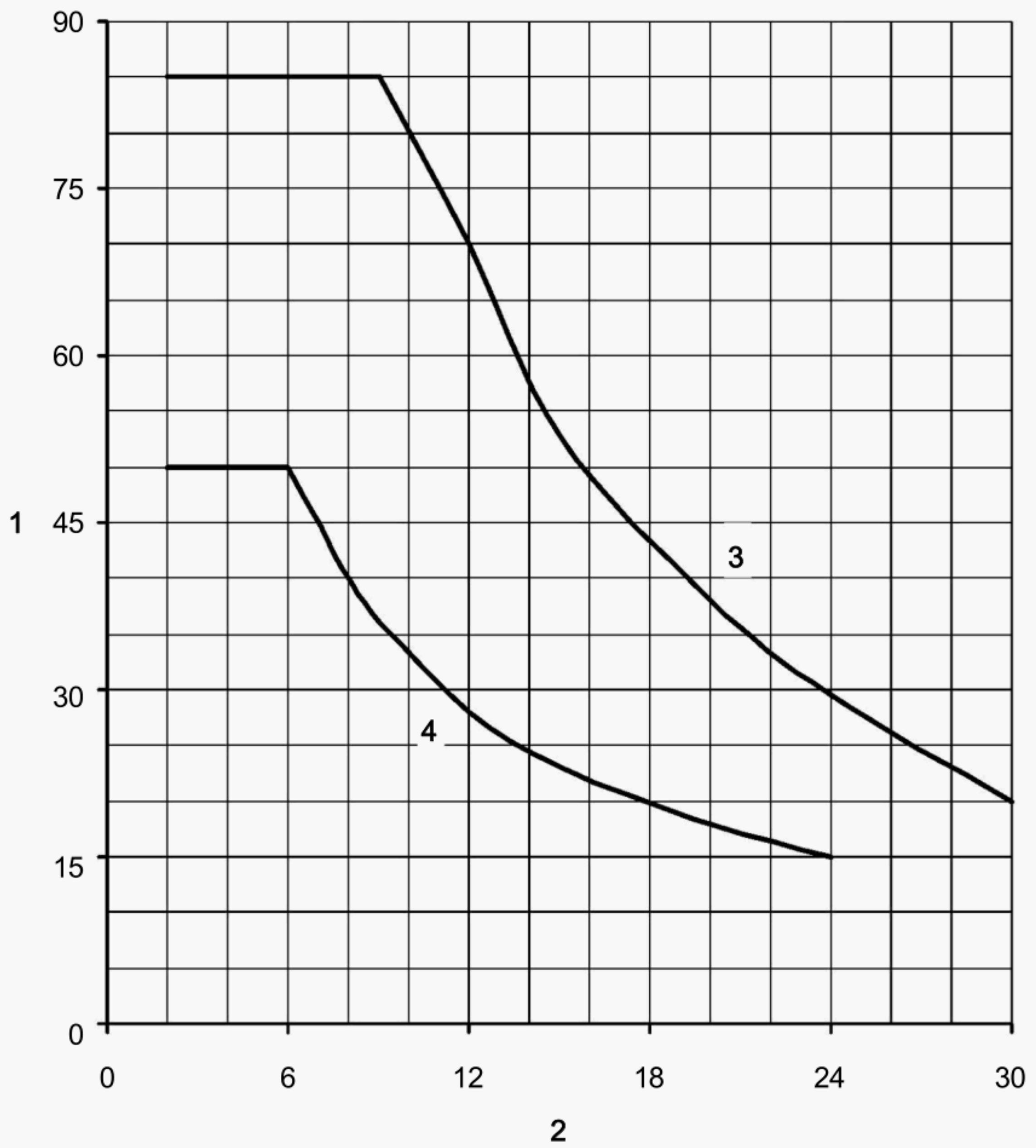
- 1 Bend angle in °
- 2 Test specimen thickness in mm
- 3 HT
- 4 EX, HG

Figure 3 — Minimum bend angle for PP-R



- Key**
- 1 Bend angle in °
 - 2 Test specimen thickness in mm
 - 3 HT
 - 4 HG

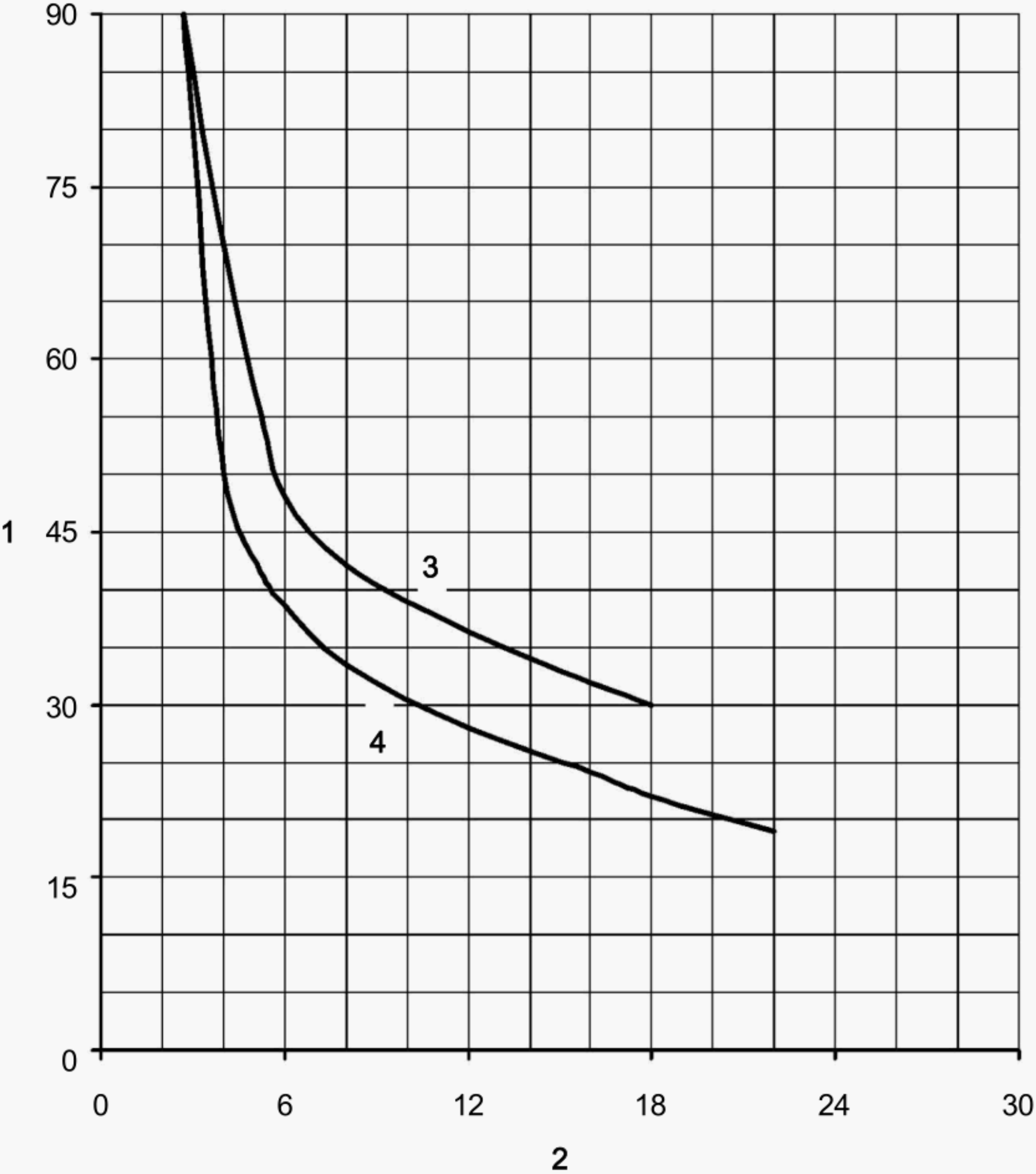
Figure 4 — Minimum bend angle for PVC-NI



Key

- 1 Bend angle in °
- 2 Test specimen thickness in mm
- 3 HT
- 4 HG

Figure 5 — Minimum bend angle for PVC-Rl



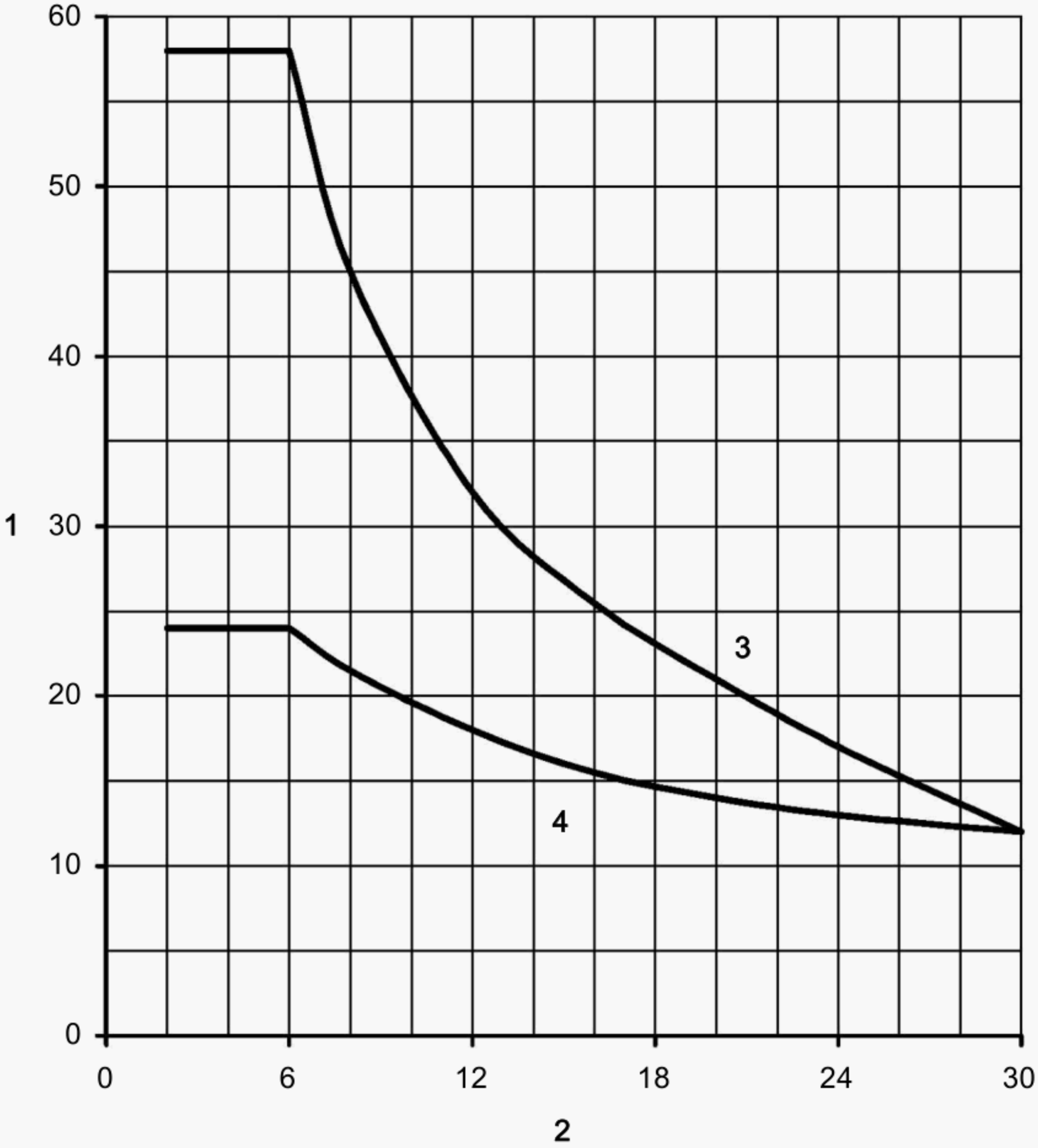
- Key**
- 1 Bend angle in °
 - 2 Test specimen thickness in mm
 - 3 HG
 - 4 HT

Figure 6 — Minimum bend angle for PVDF

6.1.2 Displacement

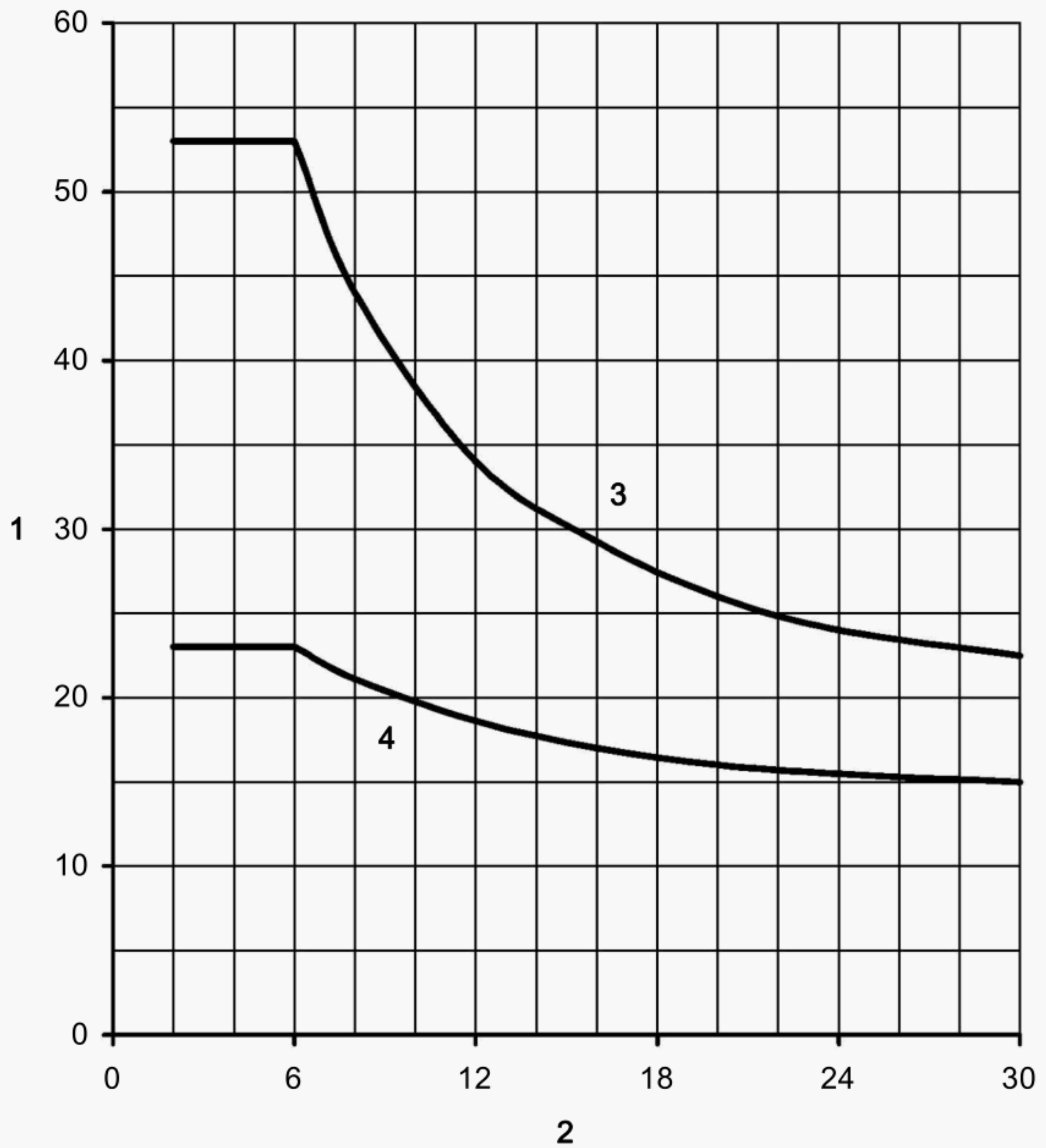
The individual measured values of the ram displacement shall be greater than or equal to the values given in Figures 7 to 10.

For PP-B, PP-H, PVC-C and PVC-RI, the requirements shall be agreed between the contracting parties.



- Key**
- 1 Ram displacement in mm
 - 2 Test specimen thickness in mm
 - 3 HT
 - 4 EX, HG

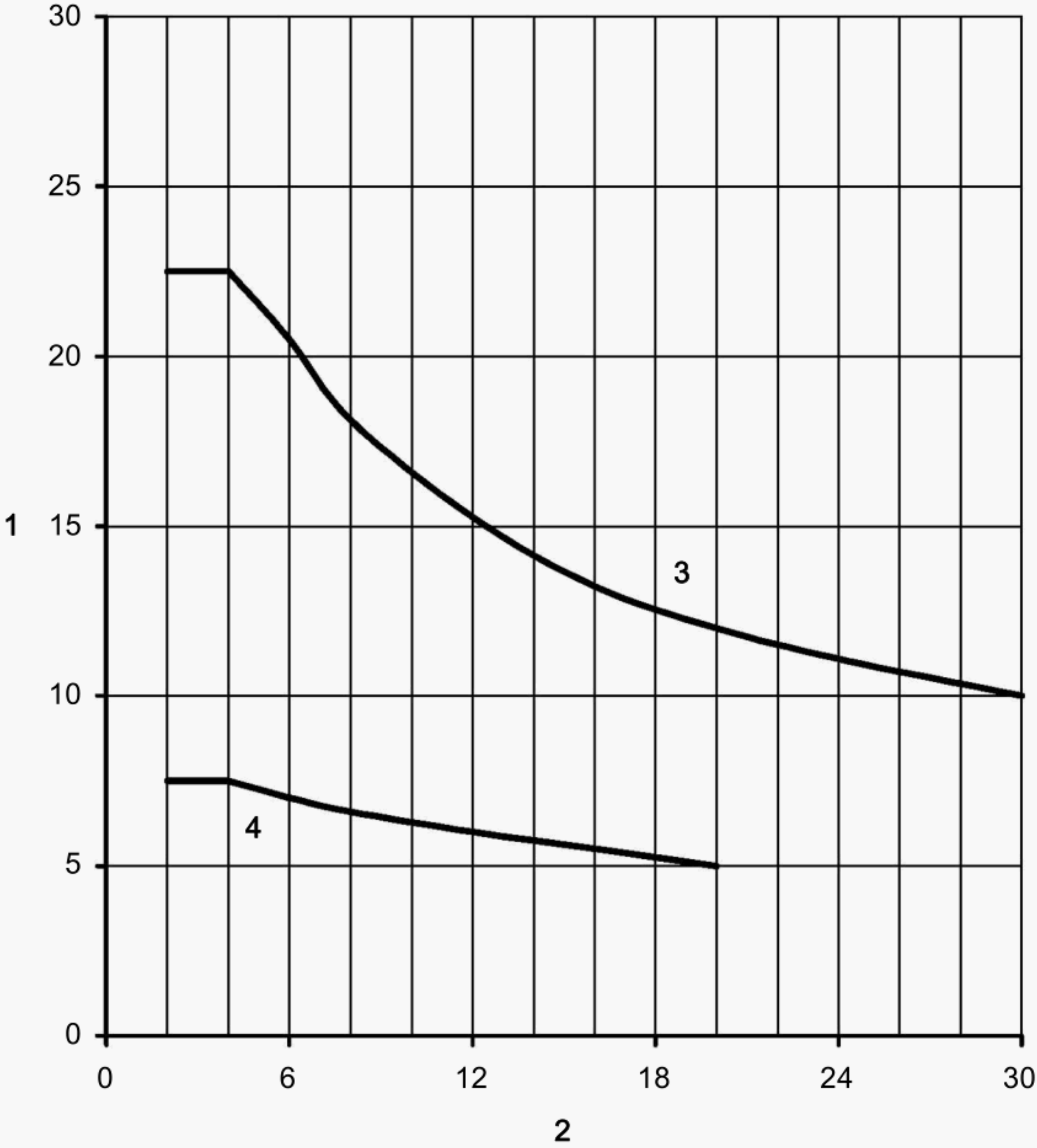
Figure 7 — Minimum ram displacement for PE (density 0,94)



Key

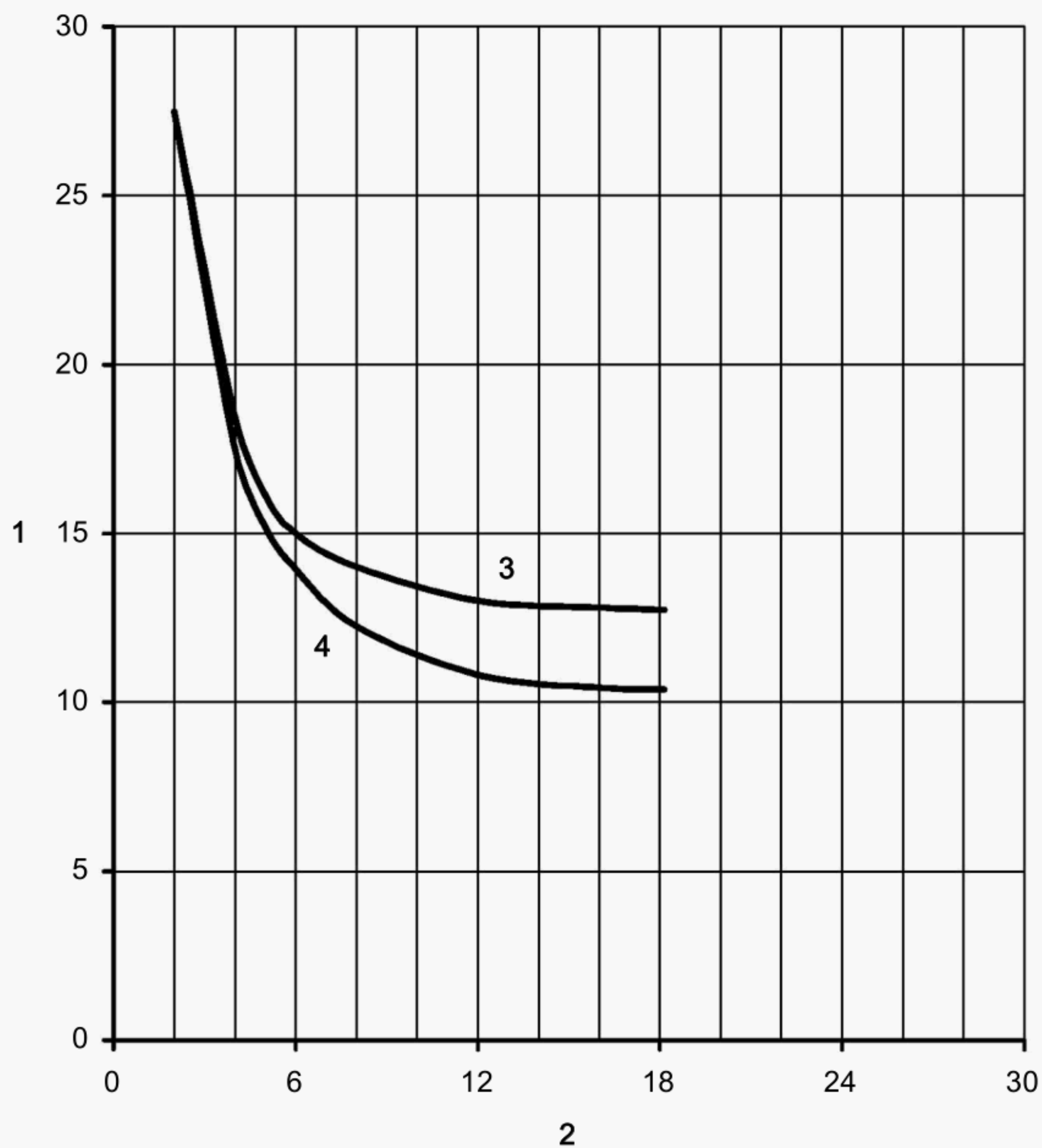
- 1 Ram displacement in mm
- 2 Test specimen thickness in mm
- 3 HT
- 4 EX, HG

Figure 8 — Minimum ram displacement for PP-R



- Key**
- 1 Ram displacement in mm
 - 2 Test specimen thickness in mm
 - 3 HT
 - 4 HG

Figure 9 — Minimum ram displacement for PVC-NI



Key

- 1 Ram displacement in mm
- 2 Test specimen thickness in mm
- 3 HG
- 4 HT

Figure 10 — Minimum ram displacement for PVDF

6.2 Tensile test

The calculated value of the short-term tensile welding factor f_s shall be greater than or equal to the values given in Table 3.

Table 3 — Requirements for the short-term tensile welding factor f_s

Process	Minimum short-term tensile welding factor f_s				
	PE	PP	PVC-C	PVC-U	PVDF
Heated tool welding	0,9	0,9	0,8	0,9	0,9
Extrusion welding (continuous)	0,8	0,8	a	a	a
Hot-gas welding	0,8	0,8	0,7	0,8	0,8
a Requirements to be agreed between the contracting parties.					

6.3 Tensile creep test

The calculated value of the long-term tensile welding factor f_l shall be greater than or equal to the values given in Table 4.

Table 4 — Requirements for the long term tensile welding factor f_l

Process	Minimum long term tensile welding factor f_l				
	PE	PP	PVC-C	PVC-U	PVDF
Heated tool welding	0,8	0,8	0,6	0,6	0,6
Extrusion welding (continuous)	0,6	0,6	a	a	a
Hot-gas welding	0,4	0,4	0,4	0,4	0,4
a Requirements to be agreed between the contracting parties.					

6.4 Peel tests

The T-Peel test requirements shall be agreed between the contracting parties.

For the decohesion test, rupture in the brittle mode shall not exceed 25 % of the length of the fusion interface for PE. For other materials, the requirements shall be agreed between the contracting parties.

For the crush test, the length of fracture in the fusion plane parallel to the pipe axis, L_d , shall not be greater than the distance between the first two turns of wire of an electrofusion fitting.

For heated tool socket welds any resulting fracture shall not occur between the pipe and fitting.

6.5 Macroscopic examination

Macroscopic examination requirements are given by the relevant application standards.

6.6 Low temperature tensile test

The calculated value of the low temperature tensile welding factor f_t shall be greater than or equal to the values given in Table 5.

Table 5 — Requirements for the low temperature tensile welding factor f_t

Minimum low temperature tensile welding factor f_t				
PE	PP ^a	PVC-C	PVC-U	PVDF ^a
b	0,9	b	b	0,8
a	Butt welding by heated tool and infrared.			
b	Requirements to be agreed between the contracting parties.			

6.7 Tensile test with waisted test specimen

For PE, the fracture mode shall be ductile.

For other materials, the requirements shall be agreed between the contracting parties.

BSI — British Standards Institution

BSI is the independent national body responsible for preparing British Standards. It presents the UK view on standards in Europe and at the international level. It is incorporated by Royal Charter.

Revisions

British Standards are updated by amendment or revision. Users of British Standards should make sure that they possess the latest amendments or editions.

It is the constant aim of BSI to improve the quality of our products and services. We would be grateful if anyone finding an inaccuracy or ambiguity while using this British Standard would inform the Secretary of the technical committee responsible, the identity of which can be found on the inside front cover. Tel: 020 8996 9000. Fax: 020 8996 7400.

BSI offers members an individual updating service called PLUS which ensures that subscribers automatically receive the latest editions of standards.

Buying standards

Orders for all BSI, international and foreign standards publications should be addressed to Customer Services. Tel: 020 8996 9001. Fax: 020 8996 7001. Standards are also available from the BSI website at <http://www.bsi-global.com>.

In response to orders for international standards, it is BSI policy to supply the BSI implementation of those that have been published as British Standards, unless otherwise requested.

Information on standards

BSI provides a wide range of information on national, European and international standards through its Library and its Technical Help to Exporters Service. Various BSI electronic information services are also available which give details on all its products and services. Contact the Information Centre. Tel: 020 8996 7111. Fax: 020 8996 7048.

Subscribing members of BSI are kept up to date with standards developments and receive substantial discounts on the purchase price of standards. For details of these and other benefits contact Membership Administration. Tel: 020 8996 7002. Fax: 020 8996 7001. Further information about BSI is available on the BSI website at <http://www.bsi-global.com>.

Copyright

Copyright subsists in all BSI publications. BSI also holds the copyright, in the UK, of the publications of the international standardization bodies. Except as permitted under the Copyright, Designs and Patents Act 1988 no extract may be reproduced, stored in a retrieval system or transmitted in any form or by any means – electronic, photocopying, recording or otherwise – without prior written permission from BSI.

This does not preclude the free use, in the course of implementing the standard, of necessary details such as symbols, and size, type or grade designations. If these details are to be used for any other purpose than implementation then the prior written permission of BSI must be obtained.

If permission is granted, the terms may include royalty payments or a licensing agreement. Details and advice can be obtained from the Copyright Manager. Tel: 020 8996 7070.